HAPPY FORGINGS LIMITED

INVESTOR PRESENTATION Q1 FY26

SAFE HARBOR

This presentation and the accompanying slides (the "Presentation"), prepared by **Happy Forgings Limited** (the "Company"), are intended solely for information purposes and does not constitute any offer, recommendation or invitation to purchase or subscribe for any securities, and shall not form the basis or be relied on in connection with any contract or binding commitment whatsoever. No offering of securities of the Company will be made except by means of a statutory offering document containing detailed information about the Company.

This Presentation has been prepared by the Company based on information and data which the Company considers reliable, but the Company makes no representation or warranty, express or implied, whatsoever, and no reliance shall be placed on, the truth, accuracy, completeness, fairness and reasonableness of the contents of this Presentation. This Presentation may not be all inclusive and may not contain all of the information that you may consider material. Any liability in respect of the contents of, or any omission from, this Presentation is expressly excluded.

Certain matters discussed in this Presentation may contain statements regarding the Company's market opportunity and business prospects that are individually and collectively forward-looking statements. Such forward-looking statements are not guarantees of future performance and are subject to known and unknown risks, uncertainties and assumptions that are difficult to predict. These risks and uncertainties include, but are not limited to, the performance of the Indian economy and of the economies of various international markets, the performance of the industry in India and world-wide, competition, the company's ability to successfully implement its strategy, the Company's future levels of growth and expansion, technological implementation, changes and advancements, changes in revenue, income or cash flows, the Company's market preferences and its exposure to market risks, as well as other risks. The Company's actual results, levels of activity, performance or achievements could differ materially and adversely from results expressed in or implied by this Presentation. The Company assumes no obligation to update any forward-looking information contained in this Presentation. Any forward-looking statements and projections made by third parties included in this Presentation are not adopted by the Company and the Company is not responsible for such third-party statements and projections.

Q1 FY26 Performance Highlights

MESSAGE FROM THE MANAGING DIRECTOR

Mr. Ashish Garg
Managing Director

"Despite persistent headwinds in several end-user industries and a deflationary steel price environment, we delivered a resilient performance in Q1 FY26. Finished goods volume grew by ~4% year-on-year, and revenue from operations recorded a similar growth, supported by stable realisations of ₹245/kg despite lower input steel prices.

Domestic demand remained healthy, particularly in the Passenger Vehicles, Farm Equipment, and Industrial segments, driving ~7% year-on-year growth in our domestic business. In contrast, exports were impacted by sluggish demand in the Commercial Vehicles, Farm Equipment, and Off-Highway segments, as well as uncertainty around tariffs in certain geographies. As a result, offtake in some of our older businesses has declined, although there has been no loss in share of business. However, this impact has been offset by new business wins and our entry into new segments. The Passenger Vehicles and Industrials segments continue to scale up as part of our broader portfolio diversification strategy.

Uncertainty in export markets persists, driven by evolving tariff dynamics. While our direct exposure to the US remains limited, the European market could experience disruptions from the spillover effects of recent tariff actions. So far, we have not seen any adverse developments in our prospective business pipeline and, in fact, anticipate securing some new orders from the European region. While tariff-related challenges may moderate revenue growth trends in the broader industry, we are confident of sustaining our margins. We continue to monitor developments closely and await further clarity on the tariff environment.

Amid these challenges, where the industry is facing pressure on both growth and margins, we have managed to maintain strong profitability. Gross Profit grew by 6% yoy outpacing revenue growth and led to an improvement in Gross margin by ~140 basis points year-on-year to 57.9%, while EBITDA margin remained robust at 28.6%, comparable to FY25 levels. Our balance sheet remains strong, with liquidity of over Rs. 350 Crs at quarter-end, positioning us well to navigate volatility and invest in future growth. Our capex plans are progressing as scheduled, aligned with our long-term vision of building differentiated capabilities in niche, high-value product segments."

Q1 FY26 PERFORMANCE HIGHLIGHTS

Finished Goods Volume (MT)

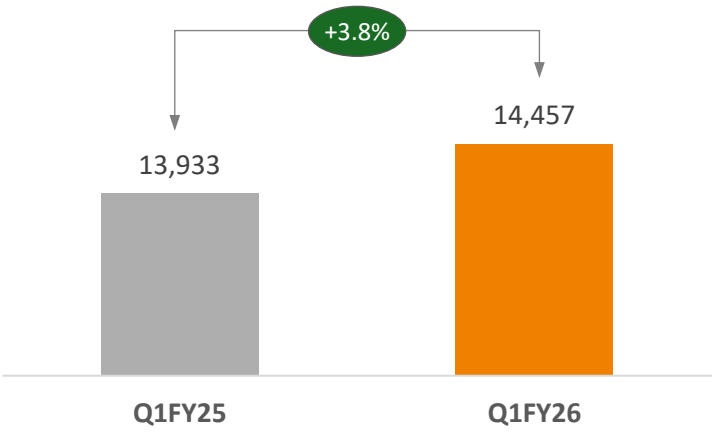

Realisation/Kg (Rs.)

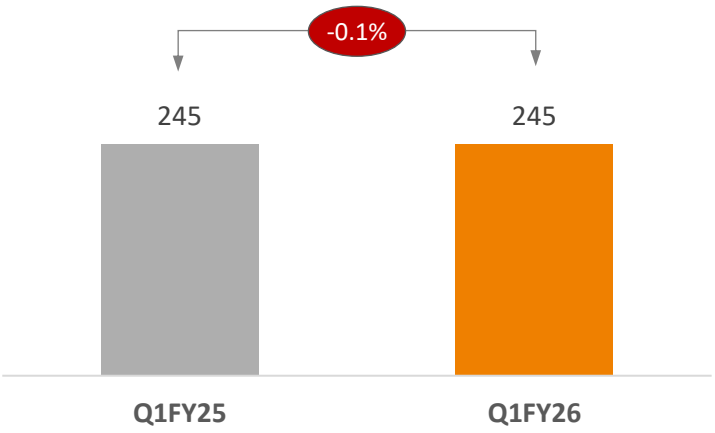

Revenue (Rs. Crs)

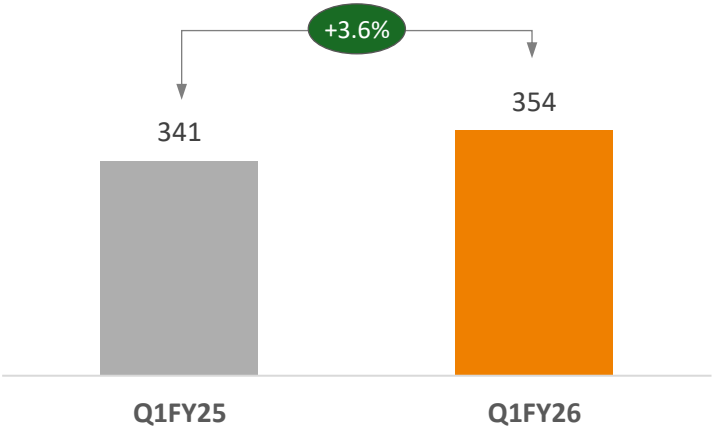

Gross Profit (Rs. Crs)

Q1FY25	Q1FY26
56.5%	57.9%

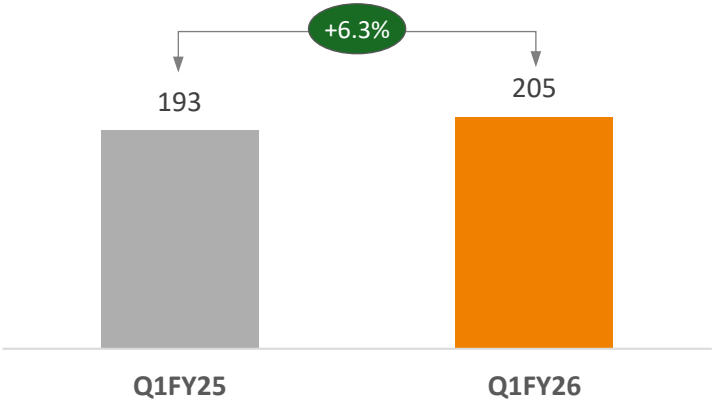

EBITDA (Rs. Crs)

Q1FY25	Q1FY26
28.6%	28.6%

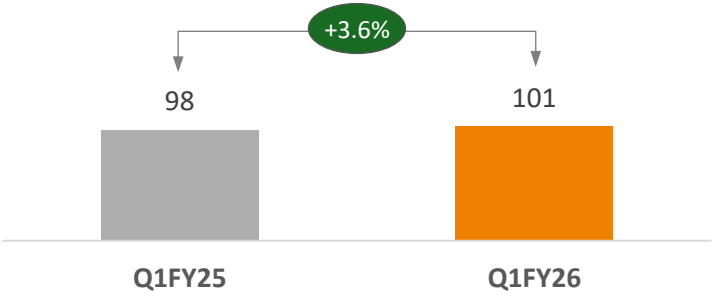

PAT (Rs. Crs)

Q1FY25	Q1FY26
18.7%	18.6%

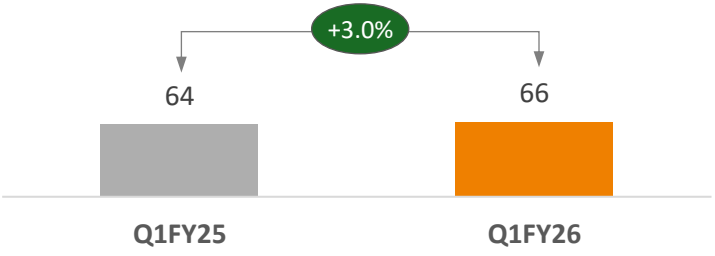

VOLUME & REALISATION TREND

Finished Goods Volume (MT)

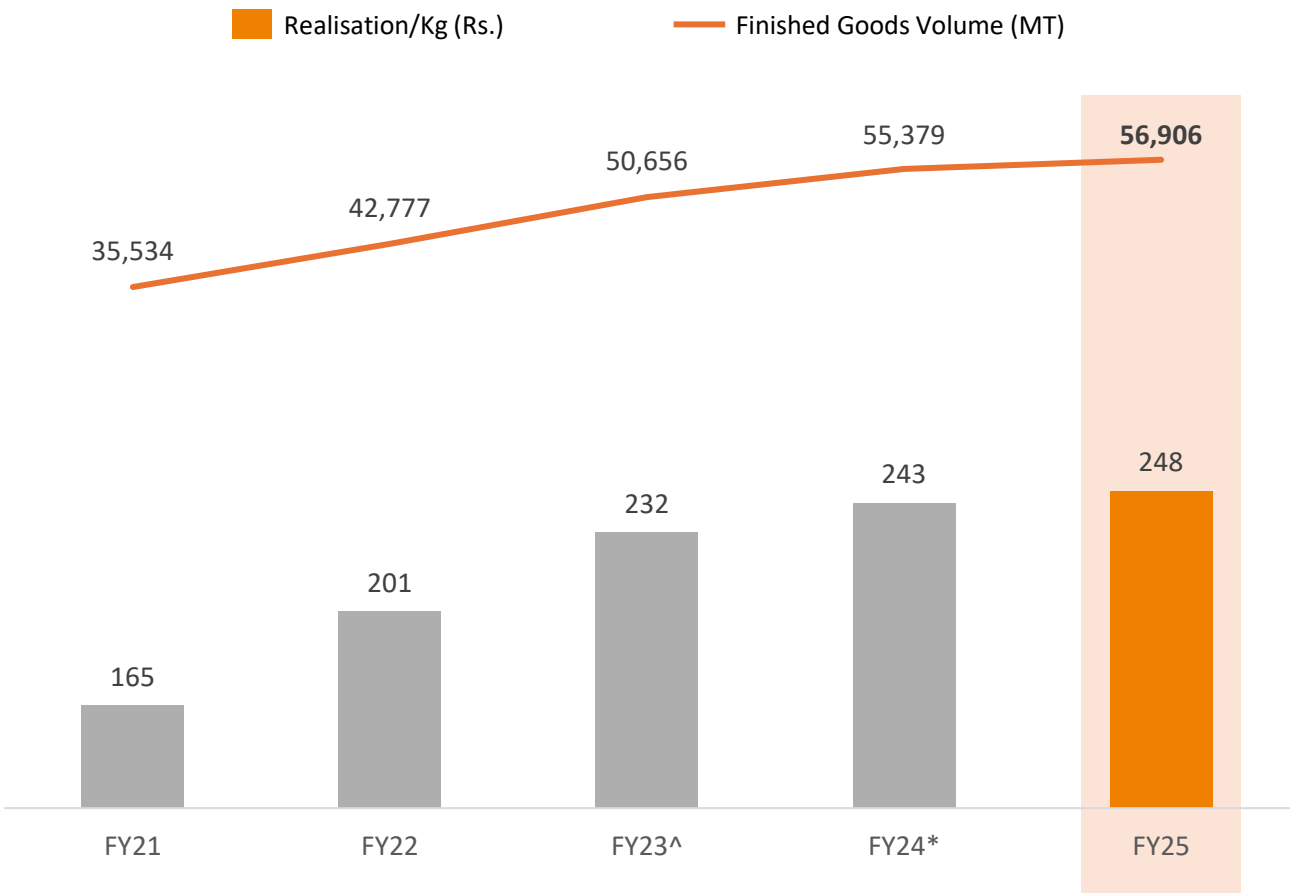

Q1FY26 vs Q1FY25 (Volume and Realisation)

Particulars	Q1FY25	Q1FY26	YoY
FG Volume (MT)	13,933	**14,457**	3.8%
Realisation/Kg (Rs.)	245	**245**	(0.1%)

** During FY24, financials were favorably impacted by higher realization on account of air freight costs received on one order (by ~Rs. 13 Crs). Adjusting for this impact, adjusted realisation for FY24 was Rs. 243/Kg.*
^ FY23 realisation is calculated after excluding prior period income of Rs. 23.75 Cr. from the revenues

PROFIT & LOSS STATEMENT

Consolidated P&L (Rs. Crs)	Q1FY26	Q1FY25	YoY	FY25*
Revenue from Operations	**354**	**341**	**3.6%**	**1,409**
Raw Material Cost & Change in Inventories	149	149		592
Gross Profit	**205**	**193**	**6.3%**	**817**
Gross Profit Margin	**57.9%**	**56.5%**		**58.0%**
Employee Cost	32	29		125
Other Expenses	72	66		286
EBITDA	**101**	**98**	**3.6%**	**407**
EBITDA Margin	**28.6%**	**28.6%**		**28.9%**
Depreciation	21	18		77
EBIT	**81**	**80**	**1.3%**	**330**
Other Income	10	8		37
EBIT Incl. Other Income	**91**	**87**	**4.3%**	**367**
Finance Cost	2	1		8
Profit Before Tax	**89**	**86**	**3.3%**	**360**
Profit Before Tax Margin	**25.1%**	**25.1%**		**25.5%**
Tax	23	22		92
PAT	**66**	**64**	**3.0%**	**267**
PAT Margin %	**18.6%**	**18.7%**		**19.0%**
EPS (Diluted)	**6.96**	**6.76**		**28.37**

* Other income for the period FY25 includes a non-recurring income of Rs. 6.4 Crs (Rs. 4.8 Crs on a post-tax basis)

OVERVIEW OF REVENUE SEGMENTS

PRODUCT MIX

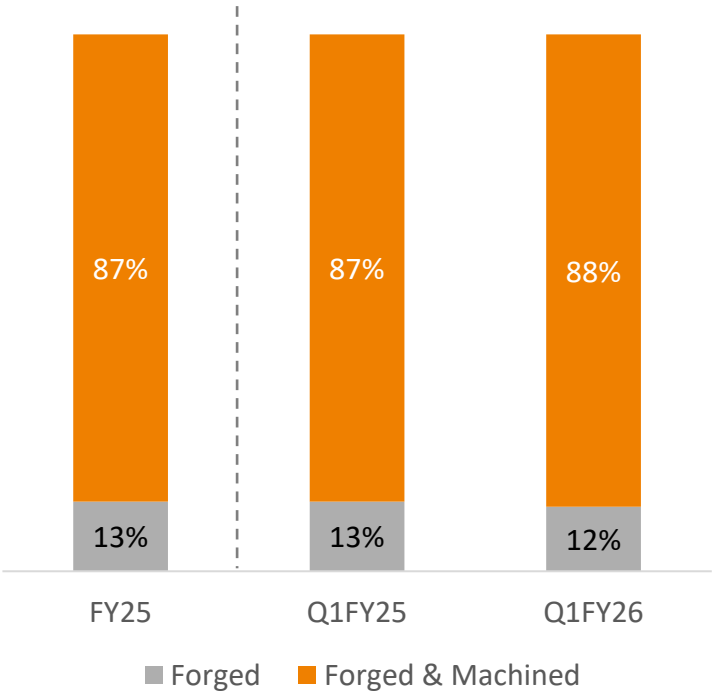

SECTOR MIX

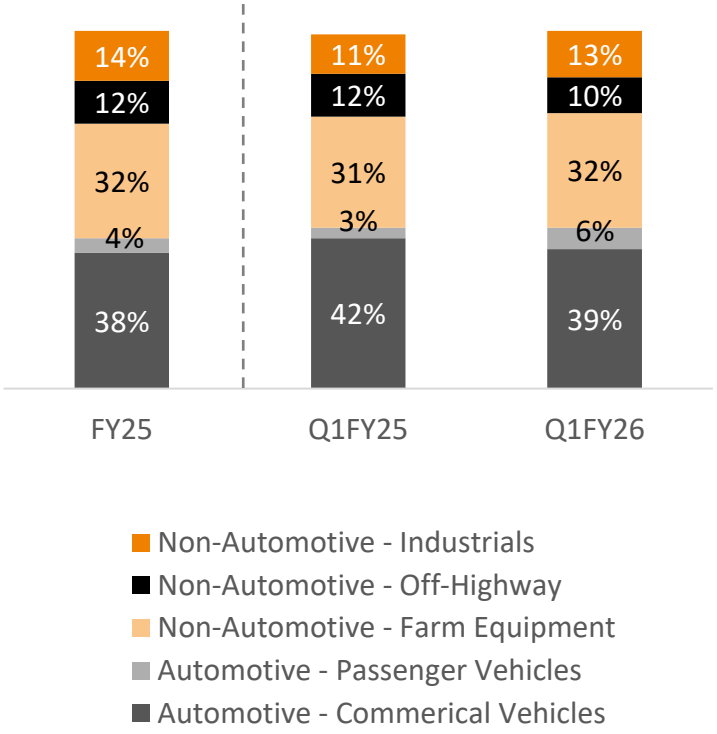

GEOGRAPHY MIX

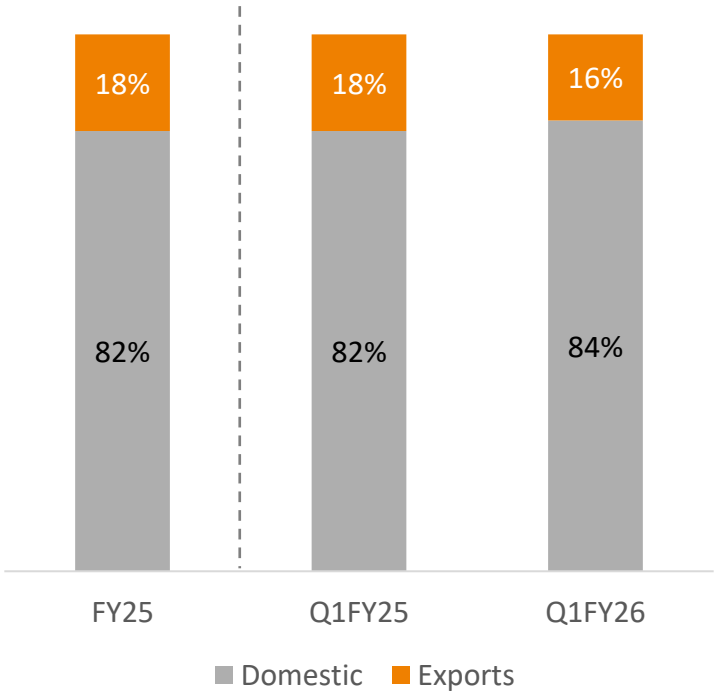

Note: Percentage in charts may not add up to 100% due to rounding.

BUILDING CAPABILITIES FOR RESILIENT AND SUSTAINABLE GROWTH

Installed Capacity and Utilisation

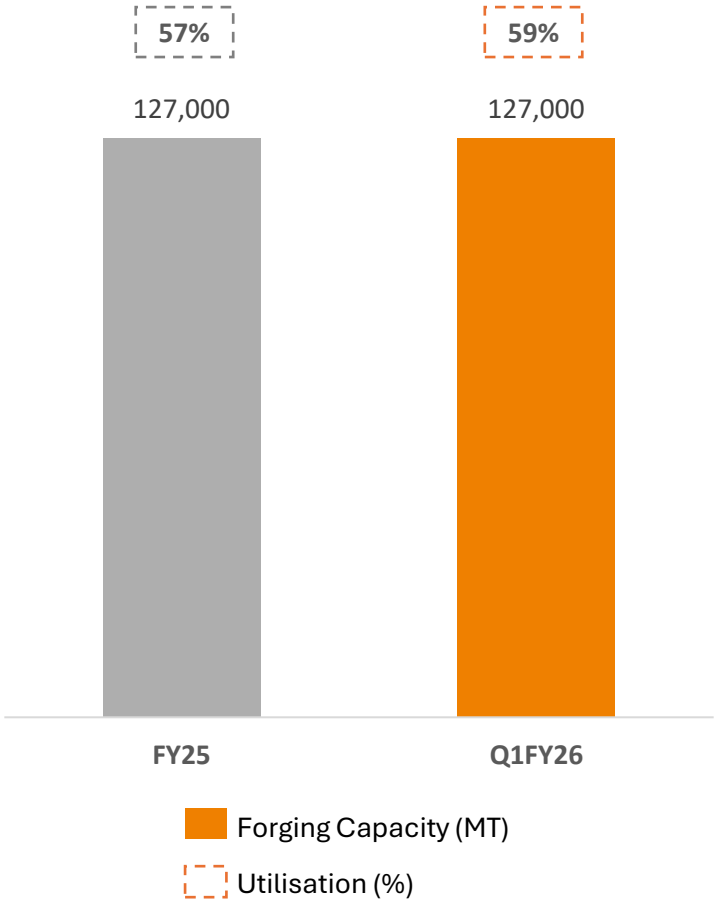

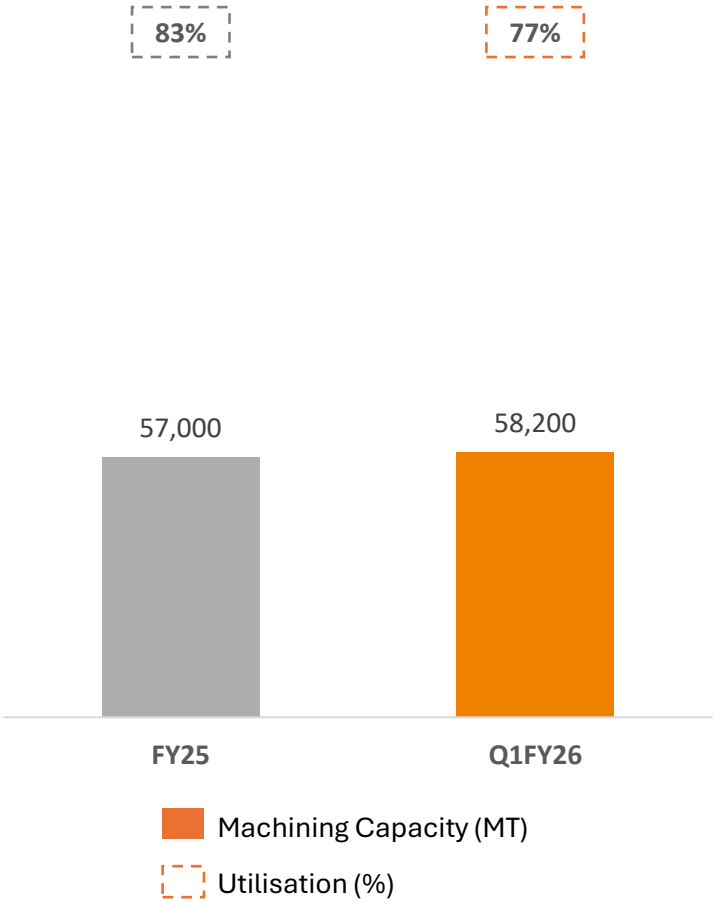

Capacity Updates

- New Forging capacities to be added during the year: 10,000 Ton press and 4,000 Ton press
- Rs. ~80 Crs capex planned in FY26 to scale Passenger Vehicle segment
- **Rs. 650 Crs Capex in Heavy Forgings Capacities**
  - *Setting up one of the largest facilities of its kind in Asia and the second-largest globally*
  - *Enables expansion into the higher-weight segment (components weighing 250–3,000 kilograms)*
  - *Will cater to heavy forged component requirements in the Industrials and Farm Equipment segments*
  - *Project execution is on track; facilities are expected to be commissioned by FY27, with production commencing by the end of FY27*

Note: Figures represent Annual Installed Capacity as on the last date of the relevant period. Capacity utilisation is based on the average available capacity for the period.

STRONG FUNDAMENTALS WITH HEALTHY RETURNS AND LOWER LEVERAGE

Healthy internal cash accruals support organic growth with minimal reliance on external funding, reflected in declining Net Debt/EBITDA

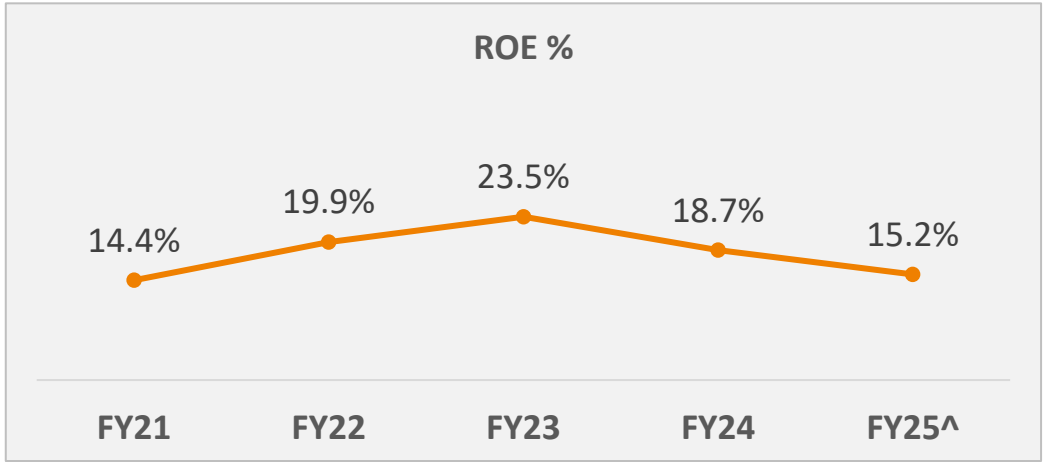

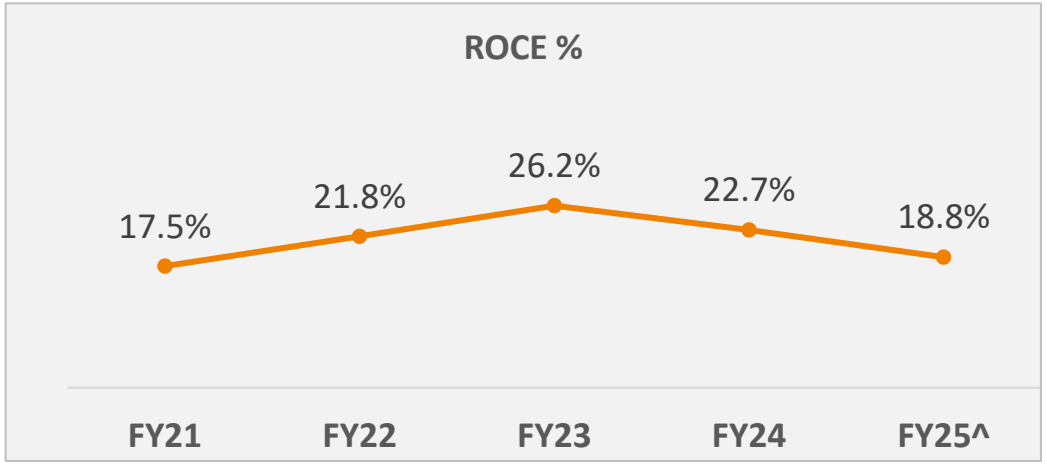

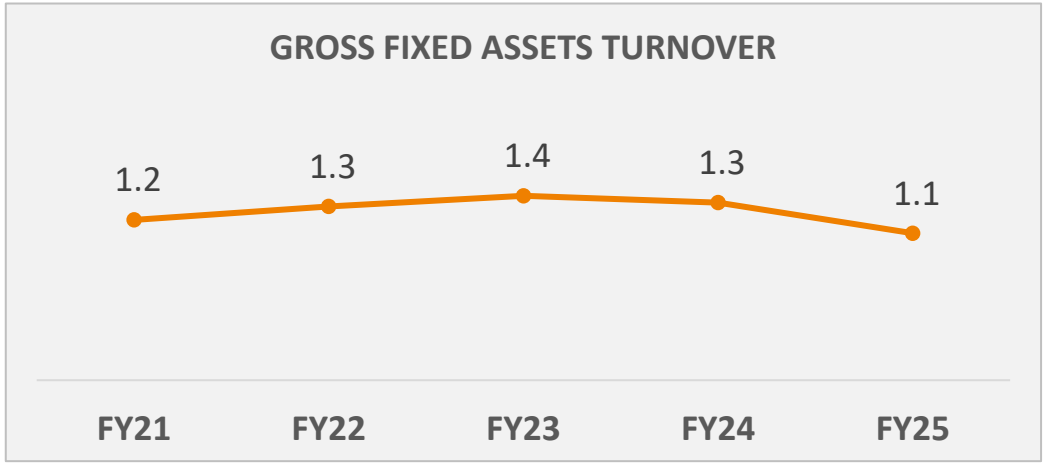

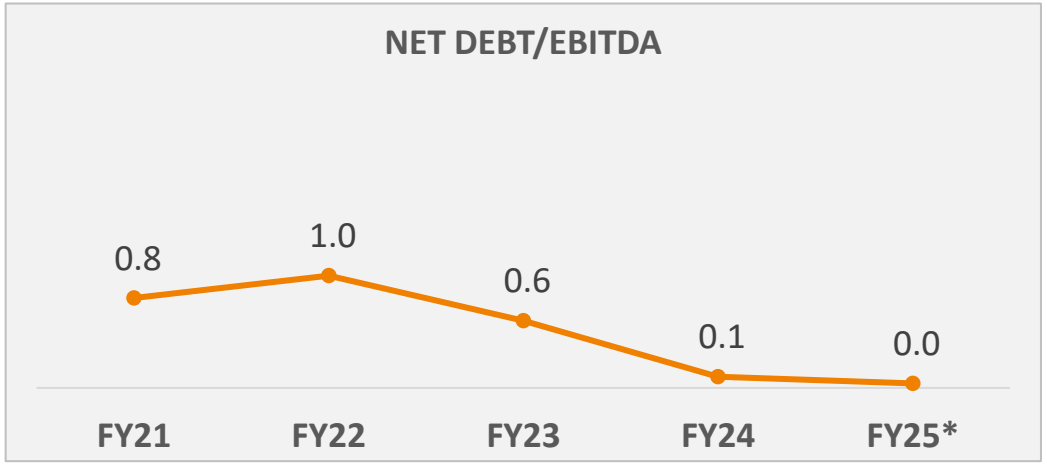

** Net debt computed by including short term liquid mutual fund investments and short-term fixed deposits along with cash and bank balances*
^ Excluding the non-recurring income of Rs. 6.4 Crs reported in other income during FY25

Company Overview

A LEGACY OF EXCELLENCE

About Us

Incorporated in July 1979, Happy Forgings Limited is an Indian manufacturer specializing in designing and manufacturing heavy forgings and high-precision machined components

Manufactures high precision products such as crankshafts, front axle carriers, steering knuckles, differential housings, transmission parts, pinion shafts, suspension products and valve bodies catering to different industries and customers

~45 years
of Manufacturing Excellence

2nd Largest
Producer of commercial vehicle and high horse-power industrial crankshafts in India

4th Largest
Engineering-led manufacturer of complex and safety-critical, heavy forged and high-precision machined components in India

3
Manufacturing Facilities

1,27,000 MT
Forging capacity*

58,200 MT
Machining capacity*

Diversified Customer Base
Across Indian & Global OEMs

Rs. 1,409 Crs
FY25 Revenue

28.9%
FY25 EBITDA Margin

AA/STABLE
CRISIL and ICRA Credit Rating

OUR VISION

To be amongst the top 10 forging and machining companies globally

OUR MISSION

- State-of-the-art Technology
- Deliver more than promised
- Respect and encourage people
- Inspire innovation and creativity
- Care for the environment and society

** Installed capacity as on June 30, 2025*

BUSINESS EVOLUTION SPANNING 4 DECADES

1979
Established with a single unit for manufacturing crank arms

2005
Heavy-duty hammers installed for oil engine and motor parts production

2006
Commenced operations at Kanganwal Facility II

2007
Crossed ₹100 Cr. in revenue.

2008
Initiated installation of 8,000 tonne forging press and model grinding for 4/6-cylinder crankshafts

2010-15
Expanded machining capacity and entered commercial vehicles and industrial segments

2017
Commissioned the second 8,000-tonne forging press.

2018
Crossed ₹500 Cr. In Revenue
Secured funding through the financial sponsor route from the India Business Excellence Fund III

2021
Commenced operations at the Dugri facility
Installed the 3rd 8,000-tonne forging press line

2022
Installed eight dedicated crankshaft manufacturing lines.
Commissioned the first 14,000 tonne forging press line

2023
Crossed ₹1,000 Cr. in revenue.
Completed IPO and public market listing

2024
Commenced supply of crankshafts for SUVs

2025
Installed and began operations of the 6,300-tonne press along with expansion in machining capacity

FULLY INTEGRATED CAPABILITIES

Forging
Fully automated forging press lines and hammers to produce high-quality forged products

Machining
Advanced software and equipment to ensure that our machining processes adhere to stringent tolerance levels

Die Design & Manufacturing
Latest technology and tools to offer a wide range of services, including design, prototyping, testing and manufacturing

Metallurgical Facilities
Equipped with a range of advanced metallurgical testing & analysis equipment to ensure highest quality in the forging manufacturing process

Heat Treatment Facilities
Equipped with the latest technology and equipment to provide precise and effective heat treatment processes for our products

Inspection and Quality Control
World class and most advanced metrology room to ensure the highest standards of quality

COMPLETE PROCESS FLOW

Covered Raw Material Yard

Billet Cutting Section

Metallurgical Testing Lab

Forging

Control Cooling

Heat Treatment

Machining

Standard Room

Final Inspection

Packaging & Dispatch

MULTI-PRODUCT AND MULTI-INDUSTRY OFFERINGS (1/2)

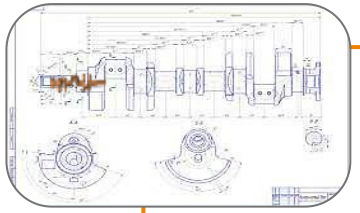

Commercial Vehicles

Rear Axle Component

Suspension Products

Front Axle Components

Crankshaft

Differential Case

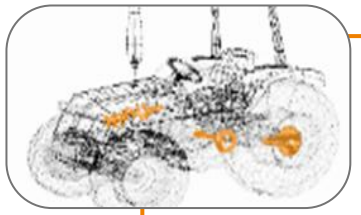

Farm Equipment

Crown Wheel

Axle Shaft

Crankshaft

Pinion



Passenger Vehicles

Crankshafts

Brake Flange

E Axle Components

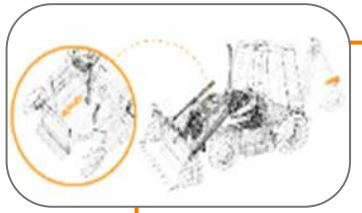

Off-highway Vehicles

Crankshaft

Bucket Link

MULTI-PRODUCT AND MULTI-INDUSTRY OFFERINGS (1/2)

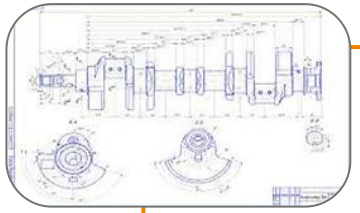

Power Generation

Crankshaft

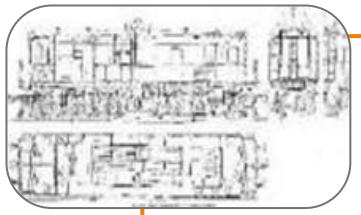

Railways

Piston Pin

Connecting Rod

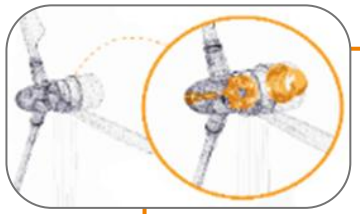

Windmill Applications

Housing

Output Shaft

Planetary Carrier

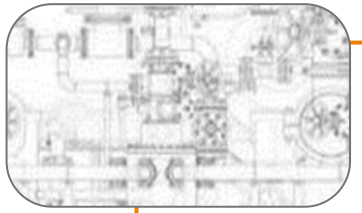

Oil & Gas

Valve Bodies

PAVING OUR PATH TOWARDS ACCELERATED VALUE CREATION

Transition from a forging led player to a leading manufacturer of machined components in India

In-house design capabilities & fungible production lines have led to a diverse product offering, continuous value addition

Increasing global presence through increase in direct & indirect exports

Increased wallet share from customers by offering additional products to existing customers

Track record of consistently building capabilities and infrastructure with a focus on capital efficiency

HIGH ENTRY BARRIERS

CAPITAL INTENSIVE BUSINESS

Capital-intensive business that involves complex technology, machinery and systems acting as an entry barrier for smaller and unorganized players

STRATEGIC RESILIENCE

Lengthy customer and product approval processes

SELECTIVE SUPPLIER DYNAMICS

Difficulty in acquiring new customers without existing relationships

PRODUCT RELIABILITY

Global industry leaders are highly selective in qualifying new suppliers with respect to critical products given the high costs and risks of switching suppliers, especially where product reliability is critical

PRECISION IN PRACTICE

Importance of implementing and sustaining quality systems while providing critical & high precision components involving tight tolerances (e.g. tolerance for machined products ranges between 0.005 mm & 0.2 mm)

HAVE DEMONSTRATED THE ABILITY TO INSTALL AND OPERATE HIGH TONNAGE PRESSES AND PRECISION MACHINING

1,27,000 MT
Total Forging Capacity*

58,200 MT
Total Machining Capacity*

46 Years
of Engineering Excellence

2nd Largest
Producer of Crankshafts
in India for Commercial Vehicle and High Horsepower Industrial applications

Kanganwal I, Ludhiana (Started in 1995)

Continuous Investment in in-house infrastructure

- **Second company in India to have 14,000 Tonne press**
- The **ability to forge heavier and complex parts** up to 250 kgs to cater to different industries which require heavy and complex parts

Kanganwal II, Ludhiana (Started in 2006)

Strategic Location of Facilities

- Facilities located **near inland container depot facility** in Ludhiana and **Dedicated Freight Corridor** (DFCs) provides cost and logistical advantages

Dugri, Ludhiana (Started in 2021)

Operating Efficiencies

- **Fungible product lines** along with **vertically integrated facilities** helps drive diverse product offering, reduced operating costs and improve productivity

** Installed capacity as on June 30, 2025*

ARCHITECTS OF PROGRESS

Paritosh Kumar
Chairman & Managing Director

Holds a bachelor's degree in arts from S.C. Dhawan Government (Evening) College, Ludhiana, Punjab University.

Brings over 45 years of experience in the industrial sector.

Plays a key role in strategic decision-making at Happy Forgings, overseeing our Company's business operations, capital expenditure and expansion projects, and establishing governance standards.

Narinder Singh Juneja
Chief Operating Officer

Has over 50 years of experience in the industrial sector.

Holds a postgraduate diploma in mechanical engineering (machine tools operation and maintenance) from Y.M.C.A. Institute of Engineering, State Board of Technical Education, Haryana.

Pankaj Kumar Goyal
Chief Financial Officer

A fellow member of the Institute of Chartered Accountants of India.

Brings 23 years of experience in financial management within the manufacturing sector.

Associated with Happy Forgings since 2013, he is responsible for financial management, strategy, financial reporting, fundraising, fund deployment, risk management and tax planning.

Ashish Garg
Managing Director

Holds a bachelor's degree in science (accounting and finance) and a master's degree in science (manufacturing systems engineering) from the University of Warwick, UK.

Possesses approximately 18 years of experience in the industrial sector.

Responsible for managing our Company's business operations, financial performance, growth strategies and investments across various functions and product developments.

Patwinder Singh
Chief Operating Officer

Holds a bachelor's degree in science from Guru Nanak Dev University and a master's degree in business administration from CSM Institute of Graduate Studies.

Brings 29 years of experience in operations and marketing.

Joined Happy Forgings in 2016 and oversees production and operational functions.

Mangesh Shantaram Purandare
Chief Marketing Officer

Holds a bachelor's degree in engineering (industrial) and a master's degree in business administration from the University of Pune.

Has ~30 years of experience in marketing, primarily in the auto components sector.

Joined Happy Forgings in 2019 and is responsible for new business development in both international and domestic markets.

Megha Garg
Whole-Time Director

Holds a bachelor's degree in science (economics) from the University of Nottingham, the UK.

Has approximately 9 years of experience in the industrial sector.

Responsible for managing digital marketing to engage prospects and capture leads, as well as for leading ESG initiatives.

Sushant Pustake
Chief Operating Officer

Has over 40 years of experience in high-tech manufacturing & operations, green field project management, operational excellence and productivity improvement.

Holds a bachelor's degree in metallurgical engineering from College of Engineering, Pune (C.O.E.P.).

G. S. Sandhu
Chief Human Resources Officer

Holds a master's degree in business administration (HR) and is an alumnus of the Indian School of Business, where he completed the 'Future CHRO Programme'.

Has over 29+ years of experience, working with leading organisations in HR Management, Industrial Relations and Organisation Development. Joined Happy Forgings in 2019.

NAVIGATING THE PATH TO SUSTAINABLE GROWTH

Growth at Happy Forgings has never been about chasing momentum.
It is about making deliberate choices that create value over the long term.

Use in-house capabilities for product development to tap into industrial market opportunities

Enter lightweight forging and machining for passenger vehicle sector

Expand wallet share and acquire new business by leveraging existing OEM relationships and adding new customers

Capitalise on increasing demand from **international markets** to grow exports

Expand capacity at existing manufacturing facilities

Grow inorganically through strategic acquisitions and alliances

Continue to **reduce operating costs and improve operational efficiencies**

Historical Financial Statements

PROFIT & LOSS STATEMENT

Profit and Loss (Rs. Crs)	FY25^	FY24	FY23	FY22
Revenue from Operations	**1,409**	**1,358**	**1,197**	**860**
Raw Material Cost & Change in Inventories	592	597	551	388
Gross Profit	**817**	**762**	**645**	**472**
Gross Profit Margin (%)	**58.0%**	**56.1%**	**53.9%**	**54.8%**
Employee Cost	125	114	88	69
Other Expenses	286	260	217	172
EBITDA	**407**	**388**	**341**	**231**
EBITDA Margin (%)	**28.9%**	**28.5%**	**28.5%**	**26.8%**
Depreciation	77	65	54	38
EBIT	**330**	**323**	**287**	**193**
Interest	8	12	12	7
Other Income	37	13	6	6
Profit Before Tax	**360**	**324**	**280**	**192**
Tax	92	81	71	50
PAT	**267**	**243**	**209**	**142**
PAT Margin (%)	**19.0%**	**17.9%**	**17.4%**	**16.5%**
EPS (Basic)	28.39	26.78	23.32	15.90

^ In FY25 other income includes a non-recurring income of Rs. 6.4 Crs. (Rs. 4.8 Crs on a post-tax basis)

BALANCE SHEET

Assets (Rs. Crs)	Mar 31, 25	Mar 31, 24	Mar 31, 23	Mar 31, 22
Non-Current Assets	**1,297**	**1,144**	**836**	**704**
Property, Plant and Equipment	900	742	677	455
Capital work-in-progress	116	122	75	212
Intangible Assets	8	1	1	2
Intangible assets under development	6	5	-	-
Other Financial Assets & investments	151	204	31	8
Other Non-Current Assets	115	70	52	28
Current Assets	**919**	**742**	**489**	**425**
Inventories	232	224	170	184
Trade Receivables	427	357	308	222
Cash and Cash Equivalents	13	0.6	0.01	0.02
Bank Balances	124	121	0.3	1
Other Financial Assets	109	8	1	3
Other current assets	14	31	10	14
Assets Held for Sale	**-**	**-**	**1**	**1**
Total Assets	**2,215**	**1,886**	**1,326**	**1,130**

Equity & Liabilities (Rs. Crs)	Mar 31, 25	Mar 31, 24	Mar 31, 23	Mar 31, 22
EQUITY	**1,850**	**1,612**	**988**	**788**
Equity Share Capital	19	19	18	18
Other Equity	1,831	1,594	970	770
Non-current liabilities	**39**	**32**	**81**	**97**
Borrowings	-	-	58	74
Deferred tax liabilities	39	32	23	23
Current liabilities	**326**	**242**	**257**	**245**
Borrowings	228	143	160	166
Trade Payables	45	56	48	44
Other Financial Liabilities	25	28	26	20
Other Current Liabilities	19	9	8	5
Provisions	5	4	4	3
Liabilities for current tax (net)	4	2	11	6
Total Equity & Liabilities	**2,215**	**1,886**	**1,326**	**1,130**

CASH FLOW STATEMENT

Cash Flow Statement (Rs. Crs)	Mar 31, 25	Mar 31, 24	Mar 31, 23	Mar 31, 22
Profit before tax	**360**	**324**	**280**	**192**
Adjustments for depreciation and other items	65	72	71	40
Operating profit before working capital changes	**424**	**396**	**351**	**232**
Changes in working capital	-49	-123	-78	-109
Cash generated from operations	**376**	**273**	**273**	**123**
Direct taxes paid (net of refund)	-83	-84	-64	-43
Net cash from operating activities	**292**	**189**	**209**	**80**
Net cash from investing activities	**-320**	**-470**	**-172**	**-166**
Net cash from financing activities	**40**	**281**	**-37**	**83**
Net change in cash and cash equivalents	12	0.6	-0.01	-3

Impact Beyond Performance

GOVERNANCE - A DIVERSE BOARD WITH STRONG INDEPENDENT DIRECTORS

Director (Name, Age, Experience)	63 / 30+	54 / 30+	69 / ~40
	Atul Behari Lall Independent Director	**Rajeswari Karthigeyan** Independent Director	**Ravindra Pisharody** Independent Director
Area of Expertise	• Business Strategy & Operations • Electronics manufacturing services industry	• Credit Ratings & appraisal • Financial and economic research	• Sales & marketing • Strategy development • Diverse industry experience
Key Board Memberships	• **Current**: Dixon Technologies (MD & Vice Chairman), Max Estates Limited and Aditya Infotech Ltd. • **Past**: Member of Technical Evaluation Committee for Electronic Manufacturing Services	• **Current**: Craftsman Automation, Sunbeam Lightweighting Solutions Pvt. Ltd. and Belstar Microfinance • **Past Role**: Associate Director – CRISIL Ratings	• **Current**: Savita Oil Technologies Ltd., Muthoot Finance, Bonfiglioli Transmissions and Kinara Capital • **Past**: Tata Motors Ltd. and Castrol India

Key Board Highlights

Diverse Board in terms of professional and industry experience, age and gender

50% Independent Directors (3 out of 6)

2 Female Directors out of 6

3 committees out of 5 headed by Independent Directors (Audit, NRC and SRC)

~96% attendance of the Board members in Board meetings in FY 2025

~170+ years of collective experience of Board Members

~100 Years of collective experience of Independent Directors

~56 years average age of the Board Members

Age | Years of Experience

ESG - KEY INITIATIVES

Director's Statement

"We are at a crucial juncture in our organization's growth, dedicated to implementing robust frameworks and procedures that transform our core values into tangible actions with measurable goals, demonstrating our commitment to delivering sustainable value to all stakeholders.

To enhance our governance standards, we have prioritized diversity within our Board, ensuring a broad range of expertise, perspectives, and demographic representation to maintain transparency and accountability across our operations. We have established an ESG committee to develop a comprehensive strategy and execution plan, overseeing our progress against set targets and milestones.

Mindful of our environmental impact, we have pledged to halve our Scope 1 and Scope 2 carbon emissions by 2030 and achieve 100% wastewater recycling by 2025. Our initiatives include increasing the proportion of renewable energy usage and implementing effective resource management practices such as rainwater harvesting and groundwater recharging. Additionally, we are committed to reducing wood-based disposable packaging by 50% by 2030, planting 10,000 trees by 2025, installing a 20MW solar plant by 2028, discontinuing the use of CBFS by 2027, and discontinuing the use of furnace oil by 2025.

We strive to create a safe and supportive working environment for our employees, aiming to increase women's participation in our workforce and enhancing employee skills through expanded training and development programs. Additionally, we are boosting our investments in a wide range of CSR efforts focused on empowering vulnerable and marginalized sections of society. As a responsible organization, we are committed to developing and adopting best practices in ESG, aspiring to become a leader in our sector."

14

Material Topics identified

ENVIRONMENT

- Energy Management
- Emissions Management
- Climate Strategy & Governance
- Waste Management & Product Stewardship
- Water Management

SOCIAL

- Labour Practices
- Health & Safety
- Human Rights
- Diversity & Inclusion
- Community Relations

GOVERNANCE

- ESG/Corporate Governance
- Supply Chain Management
- Risk Management
- Data Protection & Security

ESG TARGETS AND COMMITMENTS

Environment

- Reduce Scope 1 and Scope 2 emissions by 50% by 2030#
- Achieve 100% Zero Liquid Discharge implementation across all sites
- Lower freshwater consumption by 35% by 2031-32#
- Install a 20 MW solar plant by 2028
- Reduce non-hazardous waste by 30%#
- Participate in CDP Climate Change disclosure

6.5 MW
Green Power Generating Capacity

105,500 tCO_2e
Total GHG Emissions (Scope 1 and 2)

4.0 GJ/Lakh ₹ of Turnover
Energy Intensity

~10,000
Saplings Planted

Social

- Cover 100% of our workforce with skill development programs
- Lower LTIFR by 50% by 2030#
- Provide human rights and safety training to all raw material suppliers
- Conduct impact assessments for at least five CSR projects

Rs. 4.8 Crs
CSR Expenditure

~13,300 Hours
Cumulative Employee Training Hours

0.37 LTIFR
Lost Time Injury Frequency Rate reduced from 0.55 compared to previous year

100%
- Workforce Medical Coverage
- Employees covered under PF, ESI and Gratuity
- Grievance closure rate in 2024-25

Governance

- Link ESG performance to Board evaluation KPIs
- Introduce an ESG risk management framework
- Screen suppliers for sustainability alignment
- Strengthen policies on ethical conduct and compliance

~30 Years
Average Experience of Directors

3
Independent Directors

2/6
Board Directors are Women

From Baseline values; *As of March 31, 2025

SOCIAL – CSR ACTIVITIES

CSR Spend – FY2025

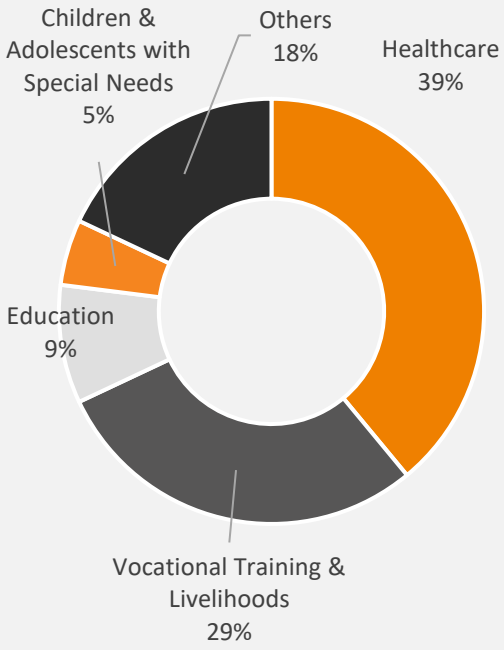

Total Spend – Rs. 4.8Cr

CSR Spend Details

Category	Project / Organization funded
Healthcare	▪ Donated 7 vehicles for administration of emergency/support health services ▪ Dialysis Machines donated to Helpful NGO ▪ Operation Theatre installed at Civil Hospital ▪ Eco & Ultrasound machines donated to Shri Nav Durga Mandir Charitable Hospital & Trust
Vocational Training & Livelihoods	▪ Contribution to Bal Vikas Trust for infrastructure development for Vocational Training college for underprivileged girls ▪ Advanced stitching machines installed at polytechnic college ▪ Contribution to Indian Red Cross society (Future Tycoons project)
Education	▪ Adoption of Primary School, Umedpur ▪ Funding Noble Foundation for education of underprivileged kids ▪ Funded “Women Next Door” for education of slum children
Children & Adolescents with special needs	▪ Funding to Ludhiana Education Society for education and vocational training of deaf children ▪ Vocational rehabilitation center for visually impaired students ▪ Sponsored sports and other activities for “Ekjot Viklang Bachhon ka School”
Others	▪ Solar Power Panels installed at a mega kitchen of Jagannath Food For Life ▪ Maintenance and upkeep of Public Park ▪ Installed 2 bio compost machines at Leh for Army ▪ Funding support to Dhyan Foundation & Krishan Balram Gaushala

Pictures Gallery

AWARDS, ACCREDITATIONS AND RECOGNITIONS

2024 & 2025

- ***Dun & Bradstreet 'Business Excellence Awards 2025'**: Automobiles - OEM & Components (Mid-Corporate)*
- ***Special Appreciation Award** at **Mahindra** Supplier Excellence Awards - March 2025*
- ***Quality Performance Award FY24** for excellent performance in incoming parts quality by **Ashok Leyland***
- ***Gold award** for "Superlative Performance in Agility" – 2024 **Ashok Leyland Supplier Summit***
- *Received **Next Level Quality award** by **Generac** – 2023 (Received in 2024)*
- *Received **Best Quality Award** by **Escorts Kubota** Limited (2024)*
- *Received **Supplier Excellence Award** for "Quality Performance" by **American Axle & Manufacturing** - 2024*
- *Received '**Best Supplier Award**' at the Global supplier meet 2024 from **TAFE***

2023

- *'**Supplier Excellence Award**' for delivery performance **at AAM (American Axle Manufacturing)** India Supplier Event 2023*
- *'Award for **Outstanding Contribution in Gear Business**' at the Annual Supplier Conference 2023 organised by **Eicher Engineering Components, VE Commercial Vehicles***
- *Received the ISO **14001:2015& ISO 45001:2018 accreditation** for manufacture of forged and machined components and excluding product design Dugri Facility*
- *Received '**The Entrepreneur & Leadership Award**' at the **JCB Annual Supplier Conference** 2023*
- *Received a **certificate of appreciation** for supplier Agri machinery under 'Business Excellence Process/ Digitalisation' by **Escorts Kubota Ltd***

2022

- *Received the **IATF 16949:2016 accreditation** for manufacture of forged and machined components and excluding product design Dugri Facility*
- *"**Excellence Award**" by **Escorts Kubota** Limited*

2021

- *Received the **ISO 45001: 2018 & ISO 14001: 2015 accreditation** for manufacture of forged and machined components Kanganwal Facility I*
- *Received **IATF 16949:2016 accreditation** for manufacturing of forged and machined components without product design responsibility and with the extended manufacturing site(s) for Kanganwal Facility I*

For further information, Please contact

HAPPY FORGINGS LIMITED

COMPANY

CIN: L28910PB1979PLC004008

Mr. Vikas Thakur
E: investor.relations@happyforgingsltd.co.in
T: +91 99159 51913

www.happyforgingsltd.com

SGA Strategic Growth Advisors

INVESTOR RELATIONS ADVISOR

CIN: U74140MH2010PTC204285

Ms. Ami Parekh / Mr. Pratik Shah
E: ami.parekh@sgapl.net / p.s.shah@sgapl.net
T: +91 80824 66052 / +91 98700 30585

www.sgapl.net

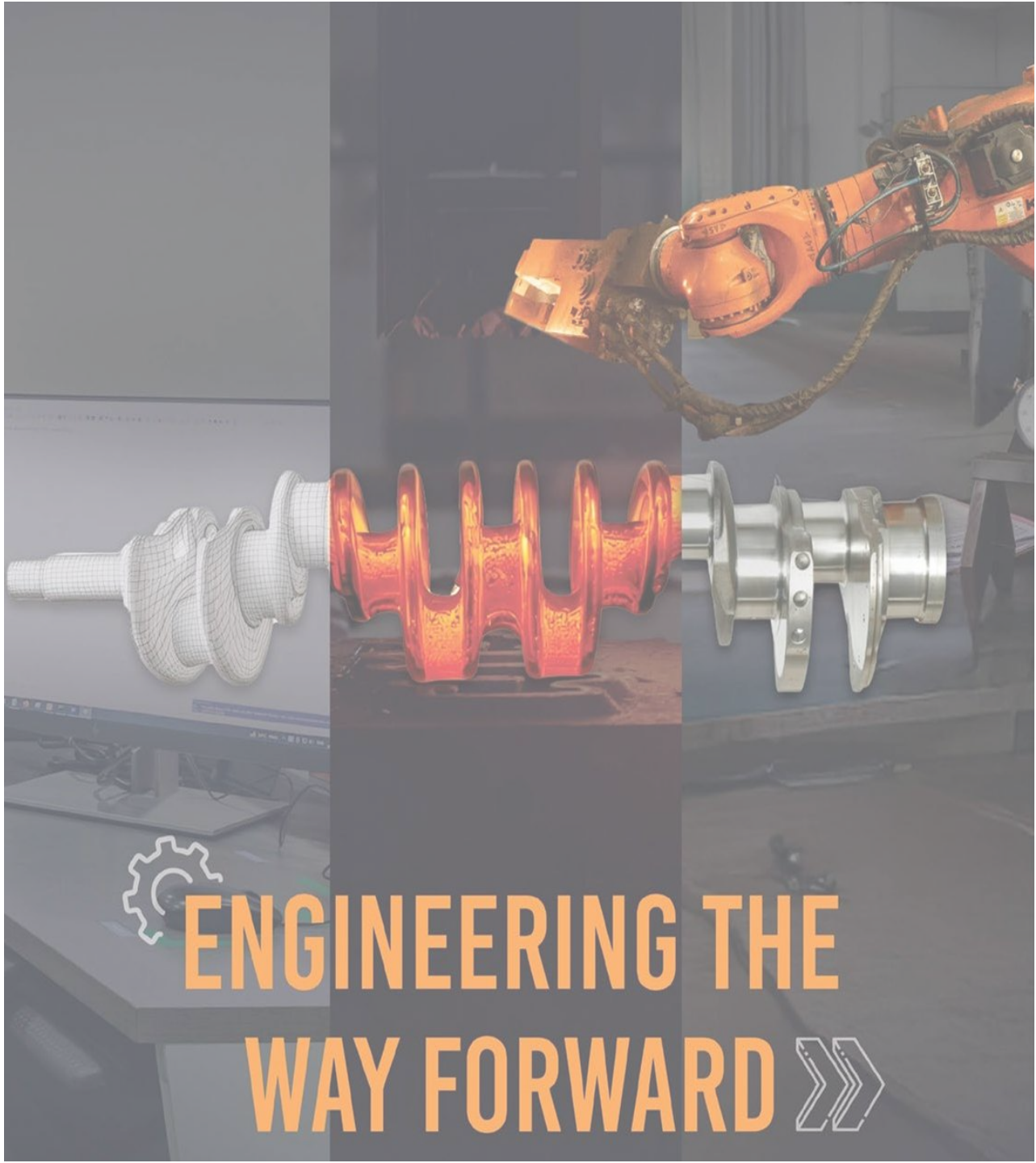

CERTIFICATIONS

IATF 16949:2016
Quality Management System
Certification for Automotive Suppliers



ISO 9001:2015
Quality Management System

ISO 45001:2018
Occupational Health & Safety
Management System

ISO 14001:2015
Environment Management System